

# Chicago Field Studies Program Report for 2012

## Weinberg College of Arts & Sciences, Northwestern University

James Farr, Director  
Karen Allen, Associate Director  
Kisa Kowal, Program Assistant

Chicago Field Studies:

1. Where academic goals meet career experience
2. Linking theory with practice

For over 40 years, the Weinberg College of Arts & Sciences Chicago Field Studies (CFS) has helped students explore the broader community of Chicago and Evanston through one-quarter academic internship programs. Students intern in a range of professional and civic fields, from legal and community organizations to business, marketing and consulting firms. While interning, students take one of nine CFS courses on the Evanston campus that connect seminar readings, written projects and sustained discussions with the internship's work, organizational culture and current issues.

Through the diverse curriculum, which connects academic theory with real-world learning, students:

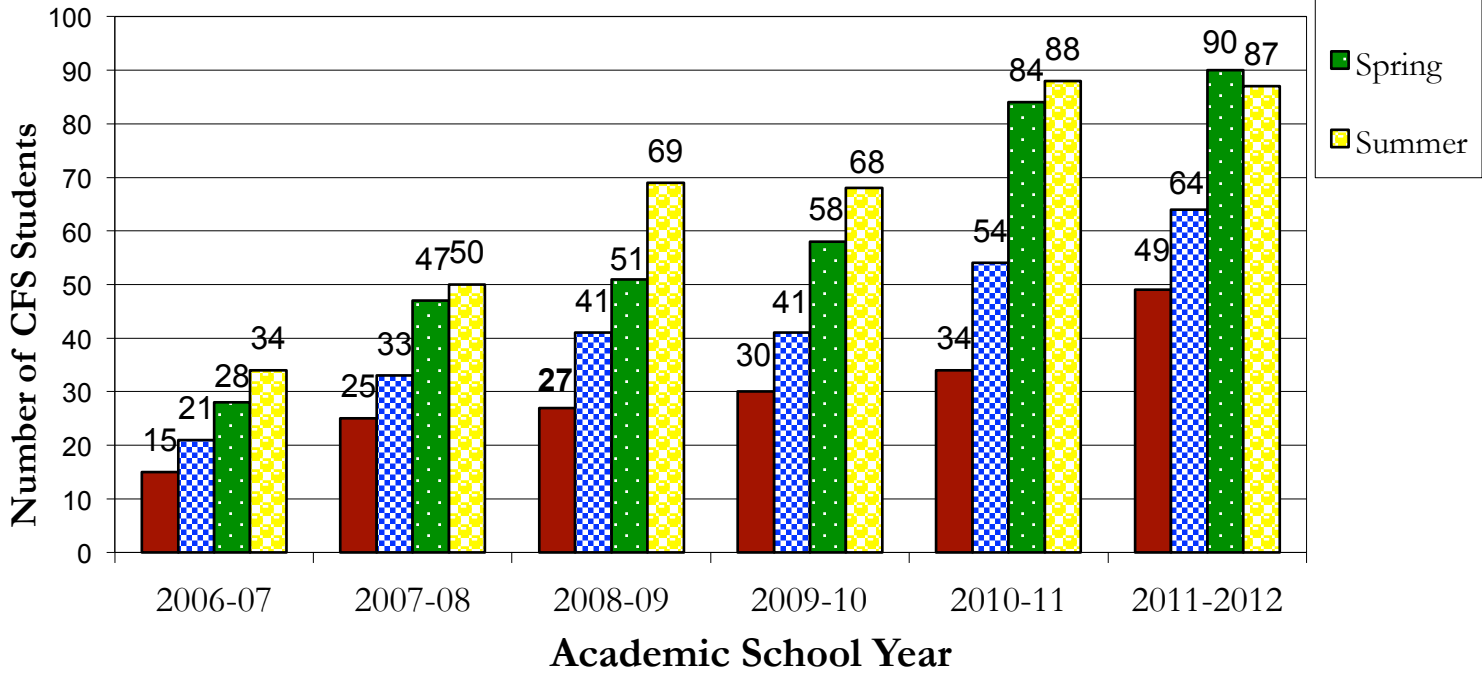
- Develop advanced skills in analysis, research, problem-solving, and writing;
- Learn to think critically about the civic and professional world;
- Explore a field in which they may be interested in pursuing a career;
- Gain experience that often translates to great future internships or jobs.

Chicago Field Studies principally serves WCAS undergraduate students, but also undergraduate and graduate students across Northwestern University (NU). The courses that comprise Chicago Field Studies include:

1. Analysis of Field Experience (AFE) – CFS 291
2. Field Studies in Civic Engagement [FSCE] – CFS 397
3. Field Studies in Community Research [FSCR] – CFS 396
4. Field Studies in Humanities (FSH) – launched in 2012 – CFS -398
5. Field Studies in Social Justice [FSSJ] – CFS 293
6. Field Studies in Public Health (FSPH) – beginning in 2013 – CFS 392
7. Field Studies in the Modern Workplace [FSMW]) – CFS 393
8. Legal Field Studies [LFS] – CFS 394
9. Business Field Studies [BFS] – CFS 395
10. Graduate Engagement Opportunities (GEO) Community Practicum (GEO) – CFS 495

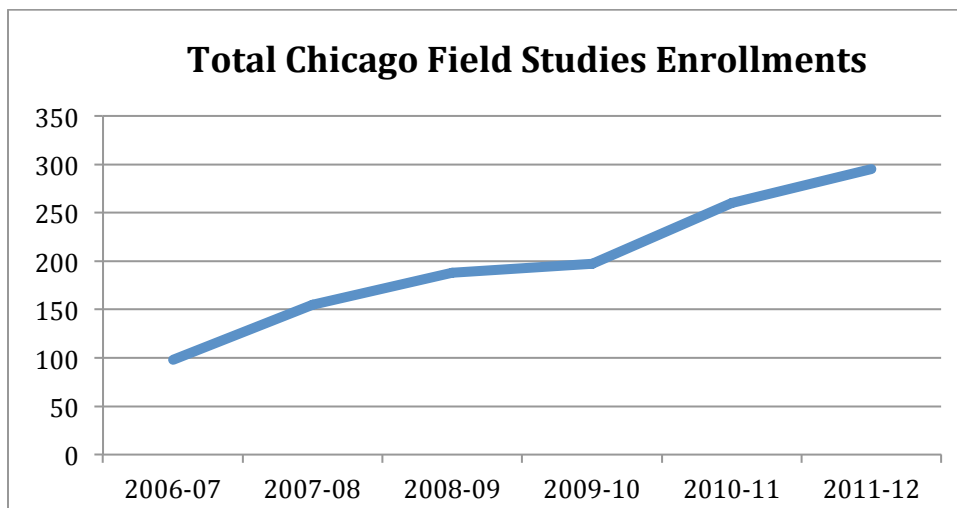
# Northwestern University Chicago Field Studies

Enrollment by Quarter



Quarter	2006-07	2007-08	2008-09	2009-10	2010-11	2011-2012*	% Change
Fall	15	25	27	30	34	49	44%
Winter	21	33	41	41	54	64	19%
Spring	28	47	51	58	84	90	7%
Summer	34	50	69	68	88	87	-1%
Total	98	155	188	197	260	290	12%
Year over Year Growth	20%	58%	21%	5%	32%	12%	

✓ Includes 16 Ph.D. Candidates in our Graduate Engagement Opportunities, CFS 495 course

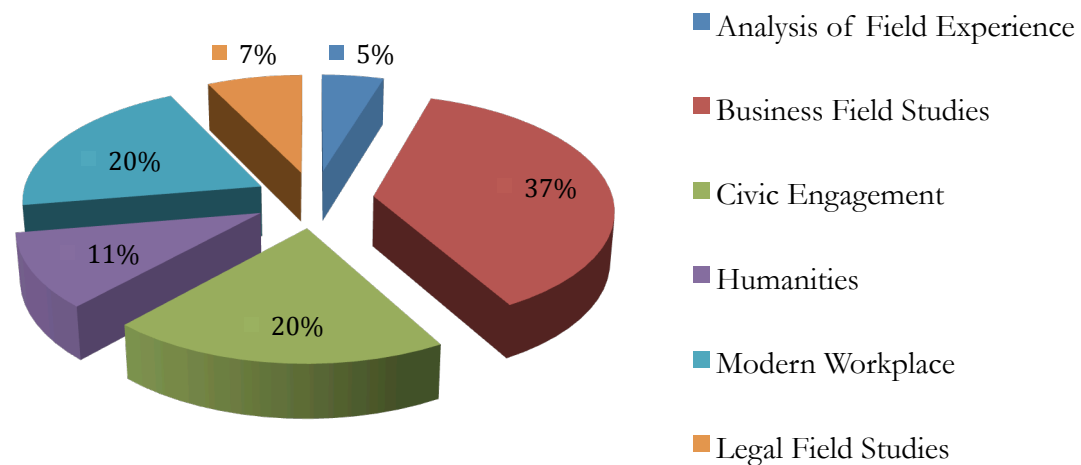


## Chicago Field Studies

### Total Applications, Acceptances and Program Completion

Academic Year	2010-2011	2011-2012
Total Applicants	314	355
Total Applicants Accepted	314	340
Total Applicants Declined to program	0	15
Total Applicants that dropped CFS	59	33
Total Applicants that deferred to future quarter	9	33
<b>Total Completing CFS</b>	<b>246</b>	<b>274</b>

### Chicago Field Studies AY 12 Undergraduate Enrollment by Course



### CFS 2012 Enrollments by School & Quarter

	Fall	Winter	Spring	Summer	Total	Percent
WCAS	38	50	67	72	227	83
McCormick	0	3	1	6	10	4
Medill	0	2	1	0	3	1
SoC	4	9	7	2	22	8
SoM	0	0	3	1	4	1
SESP	0	0	2	3	5	2
SCS	0	0	0	0	0	0
Not NU	0	0	0	3	3	1
<b>Total</b>	<b>42</b>	<b>64</b>	<b>81</b>	<b>87</b>	<b>274</b>	<b>100</b>

<b>Totals</b>	<b>Majors</b>	<b>Totals</b>	<b>Minors</b>
115	Economics	88	BIP
44	Psychology	13	Spanish
38	Political Science	10	Integrated Marketing Communications Certificate
31	Mathematics	10	Political Science
20	International Studies	6	Economics
19	Communication Studies	6	History
17	History	5	Global Health
9	Engineering	4	Chinese
9	English	4	Legal Studies
7	Music	4	Religious Studies
6	Biology	3	Computer Science
6	Legal Studies	3	Film and Media Studies
6	Statistics	3	French
5	Anthropology	3	Mathematics
5	Undeclared	2	Anthropology
4	Spanish	2	Asian Studies
3	HDPS	2	Music Cognition
3	Journalism	2	Psychology
3	Radio/TV/Film	1	Chemistry
2	Art Theory	1	Dance
2	Chemistry	1	German
2	Computer Science	1	Japanese
2	Environmental Science	1	Jewish Studies
2	Philosophy	1	Latin American Studies
2	Social Policy	1	Latino Studies
2	Sociology	1	Kellogg Managerial Analytics Certificate
2	Theatre	1	Leadership
1	African American Studies	1	Linguistics
1	American Studies	1	Middle Eastern Politics
1	Art History	1	Musical Theatre
1	Classics	1	Music Tech
1	Cognitive Science	1	Philosophy
1	Comparative Literature	1	Science and Human Culture
1	Earth Science	1	Slavic
1	Gender Studies	1	Sociology
1	German	1	ULP Certificate
1	Latino Studies	1	US History
1	Religion	1	Statistics
1	Russian		
1	Slavic		
1	Vocal Performance		

# of Interns	Employer Name
1	3 Twelve Capital
1	ACCION Chicago
1	Agate Publishing
2	Altair Advisers
1	American Psychological Association
1	American Red Cross
2	Attorney General's Office
1	Black Forest Film Group
1	Blake Horowitz Law Office
3	Blue Canyon Partners
1	Blue Stone International
1	Braxos Capital
1	Browne and Miller
1	Buckley Radio
1	Carole Robertson Center for Learning
1	CARPLS: Coordinated Advice & Referral Program for Legal Services
1	Cease Fire
2	Center for Forced Migration
3	Center for Neighborhood Technology
12	Center on Wrongful Convictions
3	Chicago Bar Foundation
1	Chicago Children's Advocacy Center
1	Chicago Humanities Festival
1	Chicago Public Schools
1	Children's Memorial Hospital
1	Christie's Fine Art Auctions
4	City of Evanston
1	Coe Capital Management
1	Companies that Care
1	Consulate General of Spain
1	Curex Group
2	Davidson & Schiller
3	Denuo
1	Digitas
3	Dignitas
1	Eagle Seven Trading
1	eBay Inc.
1	Egon Zehnder International
1	Environmental Advocacy Center

# of Interns	Employer Name
1	Evanston Health Department
2	Fenix Family Health Clinic
1	Fooda
1	General Electric
1	Go Soap Box
30	Goldman Sachs
1	Groupon
2	Harris Theater for Music & Dance
1	Have Dreams
5	HBR Consulting
1	Health Leads
2	Heartland Alliance
1	HighSight
1	Horizon Pharmaceuticals
1	Hyatt Corporation
1	IL Maternal and Child Health Coalition
2	James B. Moran Center for Youth Advocacy
1	Jan Schakowsky   Constituent Services
2	John Howard Association
7	J.P. Morgan
1	Lambda Legal
1	Lana Jewelry
2	Legal Assistance Foundation
3	LIFT Evanston
6	Liquid Thread
1	Lloyds Bank Corporate Markets
1	Logan Square Neighborhood Association
1	Loran Marketing
1	Magnetar Capital
1	Marshall Associates
1	McGaw YMCA, reading program
1	Mercy Hospital
14	Merrill Lynch
4	Mesirow Financial Services
3	Morgan Stanley
1	Morningstar
1	MTV Networks
1	Music Institute of Chicago
2	Music Works Program
1	National Alliance on Mental Illness of Chicago
2	NBC Universal & Telemundo

# of Interns	Employer Name
1	Northwestern Medical Faculty Foundation
2	Northwestern University Press
2	NU Settlement House
2	Obama for America
1	Orbitz Worldwide
1	Phonevalley
1	PNT Financial
8	Position-Tech
5	PROACT Search
1	Public Defender's Office
3	Ramirez & Co.
2	Raymond James Investment Bank
2	Rise Interactive
1	SapientNitro
3	Shore Capital Partners
1	SpotOn
1	State's Attorney's Office
7	Syndio Social
1	Teach For America

# of Interns	Employer Name
1	The Field Museum
1	The Joffrey Ballet
1	Time Out Chicago Kids
1	Time, Inc.
1	Tom, Dick, & Harry Advertising
1	Top Step Trader
1	Towers Productions, Inc
1	Trunk Club
26	UBS Financial Services
1	Upwardly Global
1	US Empowered
3	VivaKi
1	Walgreens
2	Warming House Youth Center
1	Wildlife Education Ltd.
1	William Blair & Company
1	Wolters Kluwer
1	World Chicago
1	Yellow Tractor
2	YouthMuse

In AY 2011-2012, there were 28 **International Students** who completed Chicago Field Studies, a 12.5% decline from the previous year. The students represented 10 countries and made up of 10% of the total Chicago Field Studies undergraduate student enrollment. The female to male ratio flipped this year over last year with 16 male students and 12 female students completed the program. Last year there were 19 female and 13 male students.

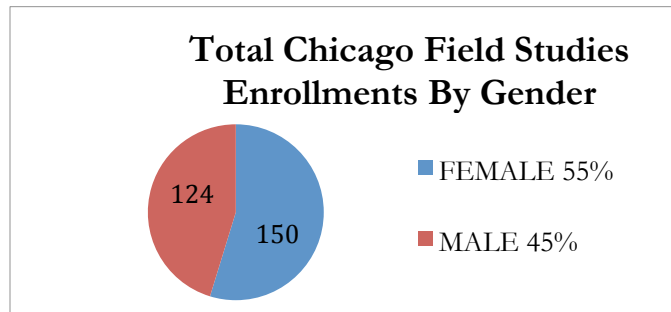
<b>AY 2011-2012</b>		
<b>Country</b>	<b>Female</b>	<b>Male</b>
Bahamas	1	0
Canada	1	2
China	6	4
Hong Kong	0	1
India	0	1
Pakistan	0	1
Romania	1	0
Singapore	0	1
South Korea (Korea)	3	5
Taiwan	0	1
<b>Totals</b>	12	16
<b>Total Students</b>	28	

<b>AY 2010-2011</b>		
<b>Country</b>	<b>Female</b>	<b>Male</b>
Canada	1	1
China	11	4
India	0	4
Korea	2	1
Mexico	1	0
Pakistan		1
Romania	1	
Singapore	1	1
Singapore/Canada		1
The Netherlands	1	
United Arab Emirates (U.A.E)	1	
<b>Totals</b>	19	13
<b>Total Students</b>	32	

## Chicago Field Studies Students' Year of Graduation

Year in School	Graduation Year	Number of Students	Percentage
Seniors	2012	80	29%
Juniors	2013	126	46%
Sophomores	2014	59	22%
Freshmen	2015	9	3%
	Total	274	100%

There were 274 undergraduate students that completed Chicago Field Studies in AY 2012. Of those, 150 or 55% were female and 124 or 45% were male.



On the Chicago Field Studies application we ask for race and ethnicity. The question is optional. Of the 274 students completing CFS, 51% (140) identified as Caucasian, 25% (68) as Asian American/Pacific Islander, 4.7% (13) African American, and 2% (6) as multiracial. Close to 6% (16) students selected other and told us they were bi-racial, Asian or Middle Eastern. Of the 28 international students, 10 of them selected International student as their race and ethnicity while 4% (11) of the students choose not to answer the question.

Race	Count	Percent
African American/Black	13	4.7%
Asian American/Pacific Islander	68	24.8%
Caucasian/White	140	51.1%
Hispanic/Latino	10	3.6%
International Student	10	3.6%
Multiracial	6	2.2%
Other	16	5.8%
Unanswered	11	4.0%
<b>Total undergraduates</b>	<b>274</b>	<b>100.0%</b>

Students eligibility to apply includes a 3.0 GPA, however those with a GPA below 3.0 may apply and are required to include a writing sample as well as a faculty letter of recommendation. Not surprising, CFS students are smart carrying on average a 3.46 GPA with the median and mode GPA of an A- or 3.5.

GPA of CFS Students	
3.46	Average
2.30	Minimum
4.00	Maximum
3.50	Mode
3.50	Median

Students evaluate their internship experiences on a scale of 1 to 6 based on their satisfaction level with the internship with a score of 6 being highest. We found that 78.2% of students are highly satisfied with their internships, rating of 5 or 6, an increase of 8% over 2011 satisfaction levels where 72.3% were highly satisfied with internships. We also saw a slight decline of the lowest satisfaction levels where 7.1% of students rating the internship a 3, 2 or 1 last year, while 8% gave a satisfaction score of 3, 2 or 1 in AY 11. We discussed the lowest satisfaction ratings with each of the students and have discussed corrective action with the employers.

**Chicago Field Studies  
Students' Internship Satisfaction Level**

	2010-2011	2011-2012
Internship satisfaction rating	Percentage	Percentage
Score out of 6	33.2%	39.7%
Score out of 5	39.1%	38.5%
Score out of 4	19.8%	14.6%
Score out of 3	5.0%	4.6%
Score out of 2	2.5%	0.8%
Score out of 1	0.5%	1.7%

Employers evaluate the overall quality of the CFS intern's work using a scale of 1 to 5, with 5 being the highest score. Over 97% of employers rated students' work quality a 4 or 5 this past year with close to 76% giving our students the highest score in work quality! In 2010-2011, 92.1% of employers rated work quality a 4 or 5. Additionally, only 1% of employers gave students a score of 3 or lower in comparison to 8% of employers rating our students' work quality of 2 or 3 in AY 11. We have improved orientation this past year which may explain the improved overall ratings.

**Employers Rating of CFS interns  
Work Quality**

	2010-2011	2011-2012
Employer rating	Percentage	Percentage
Score of 5	74.6%	75.7%
Score of 4	17.5%	21.7%
Score of 3.5	0.0%	1.7%
Score of 3	4.8%	0.9%
Score of 2	3.2%	0.0%
Score of 1	0.0%	0.0%



We conduct a pre- and post-skill self-rating with our students attempting to measure their perception on skills and characteristics important for their professional development. The students rate themselves on 33 indicators using a six-point scale. 450 students from 2010 to 2012 completed both the pre and post assessment and the students' self-rating increased in each of the 33 categories.

“Conducting research” and “Analyzing information” increased the most (.97 and .84 respectively) while all of the other factors listed below increased by at least a factor of .5. Below are the top ten areas in which students felt they most improved.

- ✓ Conducting research
- ✓ Summarizing complex data
- ✓ Ability to handle constructive criticism
- ✓ Selling or marketing a service or product
- ✓ Decision making
- ✓ Adaptability and flexibility
- ✓ Presenting information orally
- ✓ Analyzing information
- ✓ Efficiency/time management
- ✓ Problem solving

Many students who participate in the Chicago Field Studies are under financial need and often, unable to work for pay (work study jobs) during their quarter in the program. The Chicago Field Studies program offers a Scholars Fund that helps students offset the additional costs of the program (transportation and food) and to make-up for some lost income from work-study jobs. Since the Fund's inception, we have awarded \$40,000 to over 100 students (awards averaging \$400). This past year we awarded over \$13,000 to 32 students.

**Chicago Field Studies  
Scholars Fund for 2012**

Total number of awards	32
Total dollars awarded	\$13,090
Average award	\$409